
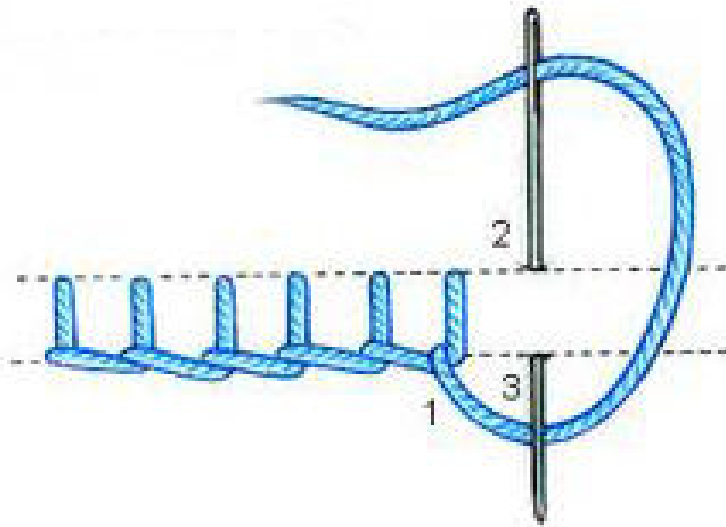


Hand Sewing Stitches:

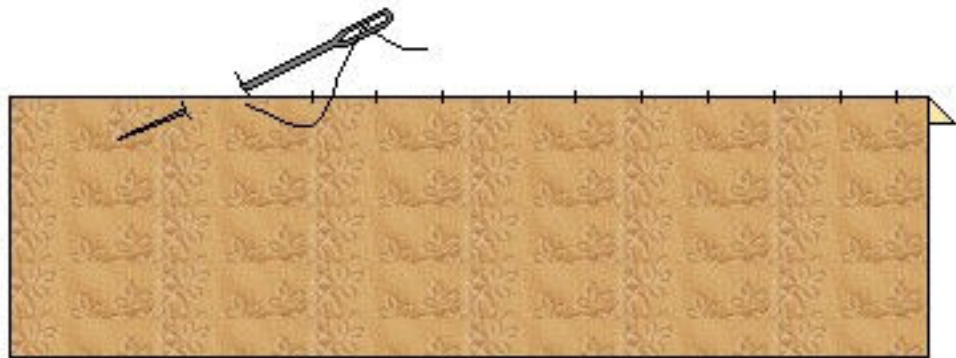
Back Stitch



Blanket
Stitch



Blind Stitch



To do this stitch, knot the end of a single or double thread and bring up your needle from underneath the background fabric, barely piercing the fold edge of the binding/hem you are sewing. Insert the needle back into the background fabric, directly opposite where you came out and JUST over the edge of the binding/hem being sewn. Bring the needle back up through the fabrics, about 1/16th of an inch away from the previous stitch. Continue taking tiny stitches all the way around the binding/hem you are sewing. Bring thread to the back, and knot.

Running
Stitch



Whip Stitch

