

### D or 4<sup>th</sup> String Notes: D, E & F

D

E

F

OPEN

OPEN

2nd FRET  
2nd FINGER

3rd FRET  
3rd FINGER

D

E

F

**28**

1 2 3 4 5 6

*mf*

T  
A  
B

0 0 2 2 3 3 2 2 0 2 3 2 0

**29**

1 2 3 4

*mf*

T  
A  
B

0 2 0 0 3 2 3 0 0 2 3 2 0

**30 PICKUP NOTES** (In text "rests" are not included)

1 2

*mf*

T  
A  
B

0 0 0 0 0

1 2

*mf*

T  
A  
B

0 0 0 0

### 31 WORRIED MAN BLUES

1 2 **G** 3 4 5

*mf*

T  
A  
B

0 0 0 0 2 0 2 0 0 0 2 0 0

6 **C** 7 8 9 **G**

T  
A  
B

2 2 2 0 0 2 0 0 0 2 0 0

10 11 12 13

T  
A  
B

0 0 0 2 0 2 0 0 0 2 0 0 0 2

14 **D7** 15 16 17 **G**

T  
A  
B

2 2 2 2 2 0 2 0 2 0

**32**

Exercise 32, measures 1-5. The notation is in 4/4 time with a treble clef. The melody consists of quarter notes. Chords C and G7 are indicated above the staff. The guitar tablature is as follows:

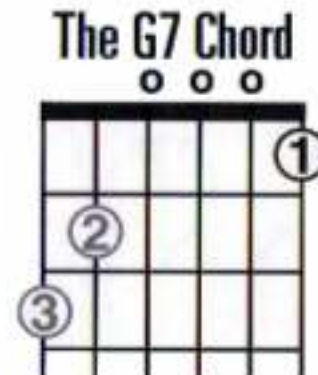
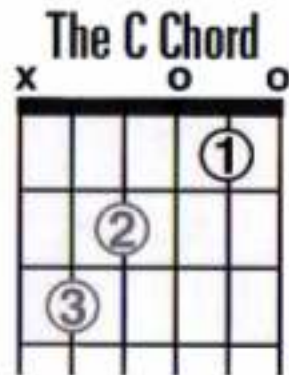
0	3	2	3	2	0	2	0	3	0	3	2	0
---	---	---	---	---	---	---	---	---	---	---	---	---

Exercise 32, measures 6-9. The notation is in 4/4 time with a treble clef. The melody consists of quarter notes. Chord C is indicated above the staff. The guitar tablature is as follows:

2	0	3	2	0	3	0	0	0	2	0	1
---	---	---	---	---	---	---	---	---	---	---	---

# PLAYING CHORDS

A **chord** is sounded when more than two notes or strings are played at the same time. To begin you will be playing chords on three strings with only one finger depressed. Disregard the light gray finger numbers on strings 4, 5, and 6 until you can easily play the one-finger versions of the chords below.



Study the illustrations for the chords above. An "o" above a string indicates that the string should be played "open" (not depressed by a finger). An "x" above a string indicates that the string should not be strummed. Refer to the hand positions in the photos below for additional visual guidance.

**33** Also See 'Basic/Beginners Chord Chart'

Chord sequence: C, C, C, C | G7, G7, G7, G7 | C, C, C, C | G7, G7, G7, G7 | C, C, C, C

Measure	Chord	F1	F2	F3	F4	F5	F6
1	C	0	1	2	3	0	0
1	C	0	1	2	3	0	0
1	C	0	1	2	3	0	0
1	C	0	1	2	3	0	0
2	G7	1	1	0	0	0	0
2	G7	1	1	0	0	0	0
2	G7	1	1	0	0	0	0
2	G7	1	1	0	0	0	0
3	C	0	1	2	3	0	0
3	C	0	1	2	3	0	0
3	C	0	1	2	3	0	0
3	C	0	1	2	3	0	0
4	G7	1	1	0	0	0	0
4	G7	1	1	0	0	0	0
4	G7	1	1	0	0	0	0
4	G7	1	1	0	0	0	0
5	C	0	1	2	3	0	0
5	C	0	1	2	3	0	0
5	C	0	1	2	3	0	0
5	C	0	1	2	3	0	0

### 34 TOM DOOLEY

1 C

2 3 3 4 G7 5 6

T  
A  
B

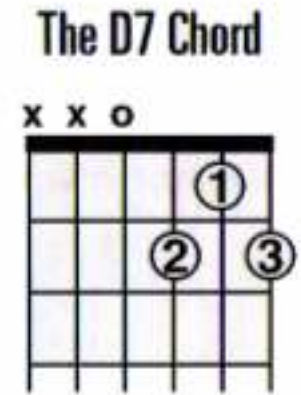
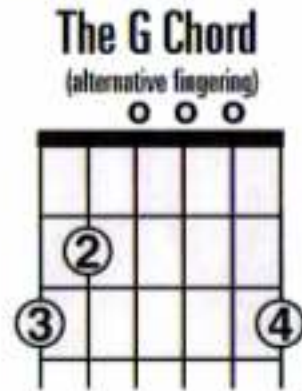
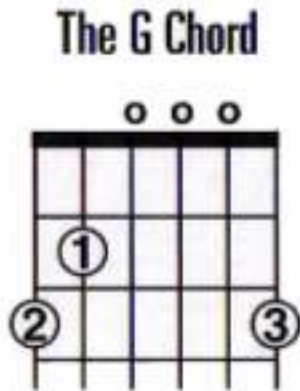
0 0 2 1 0 0 0 0 2 1 3 0 0 0 2 1 2 3 3

7 8 C

T  
A  
B

3 0 1 2 1

Next, let's try two more chords: G and D7. Notice that the G chord can be played two different ways.



### 35 Playing Chords: G & D7

G D7

G D7 G D7 G

5



**36** Reviewing Chords:

G C D7 G

A musical staff in 4/4 time with a treble clef. The staff contains four measures of rhythmic notation, represented by diagonal lines. Above the staff, the chord names G, C, D7, and G are written above their respective measures.

**37** PAY ME MY MONEY DOWN

G D7

*mf*

A musical staff in 4/4 time with a treble clef. The first four measures are shown. Above the staff, the chord names G and D7 are written above the first and fourth measures respectively. The first measure has a dynamic marking *mf*. Below the staff is a guitar tablature with six lines. The first four measures of the tablature are: Measure 1: 3 0 0; Measure 2: 3 0; Measure 3: 3 3 0; Measure 4: 1 0 2.

G

A musical staff in 4/4 time with a treble clef. The last three measures of the piece are shown. Above the staff, the chord name G is written above the eighth measure. Below the staff is a guitar tablature with six lines. The last three measures of the tablature are: Measure 5: 2 2 0; Measure 6: 1 3 0; Measure 7: 3 3 1 0 2 0.

Reviewing Chords: C, G, G7 & D7

38

G D7 C D7

39

C G7 C G7 C

40

G C D7 C G C D7 C

**41 12-BAR ROCK**

1 **G**

*mf*

T  
A  
B

6 **C** 7 8 **G** 9

T  
A  
B

10 **D7** 11 **C** 12 **G** 13

T  
A  
B

**42 Ties:** *Curved line that connects two notes of the same pitch together. First note is struck & held for the value of both notes. The second note should not be played again.*

1 2 3 4 1 2 3 4 1 2 3 4

5 Beats 4 Beats 2 Beats

T  
A  
B

0 (0) 0 0 (0) 0 0 (0) 0

### 43 AMAZING GRACE

The musical score for "Amazing Grace" is presented in three systems, each containing five measures. The notation includes a treble clef staff and a guitar tablature staff. Chords G, C, and D7 are indicated above the staff. The tablature shows fret numbers for each note.

**System 1 (Measures 1-5):**

- Measure 1: Treble clef, 3/4 time signature. Note: G4 (fret 1). Tab: 0.
- Measure 2: Note: A4 (fret 2). Chord: G. Tab: 0.
- Measure 3: Note: B4 (fret 3). Tab: 0.
- Measure 4: Note: C5 (fret 4). Chord: C. Tab: 2.
- Measure 5: Note: B4 (fret 3), A4 (fret 2), G4 (fret 1). Chord: G. Tab: 0 2 0 0.

**System 2 (Measures 6-11):**

- Measure 6: Note: G4 (fret 1). Tab: 0.
- Measure 7: Note: A4 (fret 2). Tab: 0.
- Measure 8: Note: B4 (fret 3). Chord: D7. Tab: 0 2.
- Measure 9: Note: C5 (fret 4), B4 (fret 3), A4 (fret 2). Chord: D7. Tab: 3.
- Measure 10: Note: G4 (fret 1), A4 (fret 2). Chord: G. Tab: (3) 0 3 0.
- Measure 11: Note: B4 (fret 3), A4 (fret 2), G4 (fret 1). Tab: 0 2.

**System 3 (Measures 12-17):**

- Measure 12: Note: G4 (fret 1). Chord: C. Tab: 0.
- Measure 13: Note: A4 (fret 2). Chord: G. Tab: 2.
- Measure 14: Note: B4 (fret 3). Tab: 0 0.
- Measure 15: Note: C5 (fret 4), B4 (fret 3), A4 (fret 2). Chord: D7. Tab: 0 0 2.
- Measure 16: Note: G4 (fret 1), A4 (fret 2). Chord: G. Tab: 0.
- Measure 17: Note: B4 (fret 3), A4 (fret 2), G4 (fret 1). Tab: (0).

# 44 RIFFIN'

**D7**

Measures 1-4 of the piece. The staff shows a melody in 4/4 time. Measure 1 has a treble clef, a 4/4 time signature, and a first finger (1) on the first note. Measure 2 has a second finger (2) on the first note. Measure 3 has a third finger (3) on the first note. Measure 4 has a fourth finger (4) on the first note. The dynamic marking *mf* is placed below the first measure. The tablature below shows fret numbers: measure 1 (3), measure 2 (0, 3, 1, 3), measure 3 ((3), 3, 1), and measure 4 (3, 1, 3).

**G7** **D7**

Measures 5-8 of the piece. Measure 5 has a fifth finger (5) on the first note. Measure 6 has a sixth finger (6) on the first note. Measure 7 has a seventh finger (7) on the first note. Measure 8 has an eighth finger (8) on the first note. The tablature below shows fret numbers: measure 5 ((3), 3, 1), measure 6 (3, 0, 0, 1, 0), measure 7 (0, 0, 1, 0), and measure 8 (3, 1, 3, 0).

**A7** **G7** **D7**

Measures 9-12 of the piece. Measure 9 has a ninth finger (9) on the first note. Measure 10 has a tenth finger (10) on the first note. Measure 11 has an eleventh finger (11) on the first note. Measure 12 has a twelfth finger (12) on the first note. The tablature below shows fret numbers: measure 9 ((3), 3, 1), measure 10 (3, 2, 2, 2), measure 11 (0, 0, 3, 0), and measure 12 (3, 1, 3, 0).

**13**

Measure 13 of the piece. The staff shows a melody in 4/4 time. Measure 13 has a thirteenth finger (13) on the first note. The tablature below shows fret numbers: (3), 2, 0.

# 45 WHEN THE SAINTS GO MARCHIN IN

The musical score for "When the Saints Go Marchin In" is presented in four systems. Each system consists of a musical staff with a treble clef and a guitar tablature (TAB) staff. The key signature is one sharp (F#), and the time signature is 4/4. The score includes measure numbers 1 through 17. Chords G, D7, and C are indicated above the staff. The TAB staff uses numbers 0-3 to indicate fret positions and includes triplet markings (3) and (0).

Measure	Musical Staff	TAB Staff	Chord
1	Quarter rest	0 0 1	
2	Quarter note G4, Quarter note A4	3	G
3	Quarter note B4, Quarter note C5	(3) 0 0 1	
4	Quarter note D5, Quarter note E5	3	
5	Quarter note F#5, Quarter note G5	(3) 0 0 1	
6	Quarter note A5, Quarter note B5	3 0	
7	Quarter note C6, Quarter note D6	0 0	
8	Quarter note E6, Quarter note F#6	2	D7
9	Quarter note G6, Quarter note A6	(2) 0 2	
10	Quarter note B6, Quarter note C7	0 0	G
11	Quarter note D7, Quarter note E7	0 3 3	
12	Quarter note F#7, Quarter note G7	3 1	C
13	Quarter note A7, Quarter note B7	(1) 0 1	
14	Quarter note C8, Quarter note D8	3 0	G
15	Quarter note E8, Quarter note F#8	0 2	D7
16	Quarter note G8, Quarter note A8	0	G
17	Quarter note B8, Quarter note C9	(0)	

# 46 WILL THE CIRCLE BE UNBROKEN

The musical score for "Will the Circle Be Unbroken" is presented in four systems, each consisting of a treble clef staff and a guitar tablature staff. The piece is in 4/4 time. Measure numbers 1 through 17 are indicated above the notes. Chord symbols G, C, and D7 are placed above the corresponding measures. The tablature staff uses numbers 0-3 to indicate fret positions on the strings.

Measure	Chord	Tablature (Strings 1-6)
1	G	0 0
2	G	0 0
3	G	(0) 0 2
4	G	0 0
5	C	(0) 0 2
6	C	0 2
7	C	0 2
8	G	0 2
9	G	(0) 0 2
10	G	0 0
11	G	(0) 0 3
12	G	3 0
13	G	(0) 0 2
14	G	0 0 0
15	D7	2 0 2
16	G	0 2
17	G	(0)