

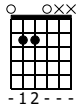
Moonlight Sonata

BEETHOVEN (ARR FOR GUITAR BY JO BLACK © 2013) GUITAR 1

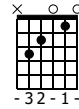
Chords are to show finger positions only -- notes on the same string will show only the last note.

♩ = 66

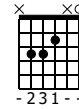
Em



C



Fmaj-75/C



Musical notation for measures 1-3. Treble clef, 4/4 time. Notes: G4, A4, B4, C5, B4, A4, G4, F#4, E4, D4, C4. Fingerings: 1, 3, 3, 3, 3, 3, 3, 3, 3, 3, 3, 3. Chords: Em, C, Fmaj-75/C. Bass line: 2-2-0, 2-2-0, 2-2-0, 2-2-0, 2-2-0, 2-2-0, 3-2-0, 3-2-0, 3-3-2, 3-3-2.

B7(-4)

Em

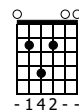
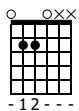
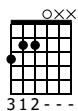
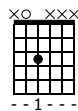
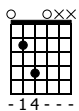
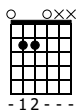
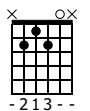
Em#9

A/D#/F#

Em/B

Em

B/G/A



Musical notation for measures 4-6. Treble clef, 4/4 time. Notes: G#4, A4, B4, C5, B4, A4, G4, F#4, E4, D4, C4. Fingerings: 3, 3, 3, 3, 3, 3, 3, 3, 3, 3, 3, 3. Chords: B7(-4), Em, Em#9, A/D#/F#, Em/B, Em, B/G/A. Bass line: 2-1-2, 2-2-0, 2-2-4, 0-1-4, 3-2-2, 2-2-0, 2-2-0, 2-2-0, 2-4-2, 2-4-2, 2-4-2, 2-4-2.

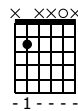
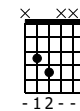
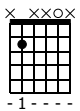
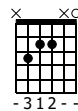
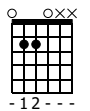
Em

Esus4/C

Gmaj

C/D/F#

Gmaj



Musical notation for measures 7-9. Treble clef, 4/4 time. Notes: G4, A4, B4, C5, B4, A4, G4, F#4, E4, D4, C4. Fingerings: 3, 3, 3, 3, 3, 3, 3, 3, 3, 3, 3, 3. Chords: Em, Esus4/C, Gmaj, C/D/F#, Gmaj. Bass line: 2-2-0, 2-2-0, 2-2-2, 2-2-2, 2-0-0, 2-0-0, 3-0-4, 3-0-4, 2-0-0, 2-0-0, 2-0-0, 2-0-0.

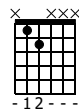
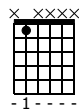
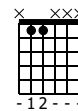
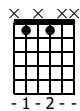
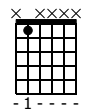
A#

A#/G#

D# aug/A#

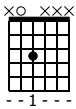
A#

E/A#

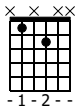


Musical notation for measures 10-12. Treble clef, 4/4 time. Notes: G4, A4, B4, C5, B4, A4, G4, F#4, E4, D4, C4. Fingerings: 3, 3, 3, 3, 3, 3, 3, 3, 3, 3, 3, 3. Chords: A#, A#/G#, D# aug/A#, A#, E/A#. Bass line: 1-0-0, 1-0-0, 1-0-0, 1-0-0, 1-0-1, 1-0-1, 1-0-1, 1-0-1, 1-1-0, 1-0-0, 1-2-0, 1-2-0.

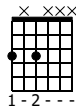
E/A/F



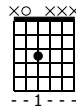
A# /A



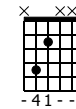
G/D/F



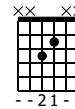
A/D/F



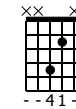
A/C# /E



D/F/A

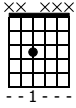


D/F# /A

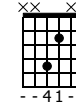


13

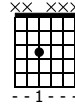
D/E/F



D/F# /A

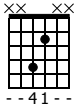


D/E/F

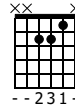


16

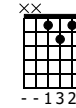
D/F# /A



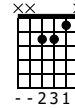
E/A/C



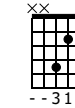
D# /A/C



E/A/C

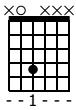


F# /A/D#

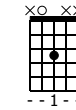


19

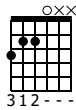
A/E/F#



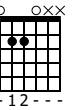
A/D# /F#




Em/B



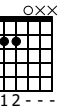
Em



G/B/E



Em



22

25