

# Hush Little Baby (Play G7 or G)

**C** **G7**  
Hush, little baby, don't say a word,

**G7** **C**  
Mama's (Papa's) gonna buy you a mockingbird.

**C** **G7**  
If that mocking-bird don't sing,

**G7** **C**  
Mama's gonna buy you a diamond ring.

**C** **G7**  
And if that diamond ring turns brass,

**G7** **C**  
Mama's gonna buy you a looking glass.

**C** **G7**  
And if that looking glass gets broke,

**G7** **C**  
Mama's gonna buy you a billy goat.

**C** **G7**  
And if that billy goat won't pull,

**G7** **C**  
Mama's gonna buy you a cart and bull.

**C** **G7**  
And if that cart and bull turn over,

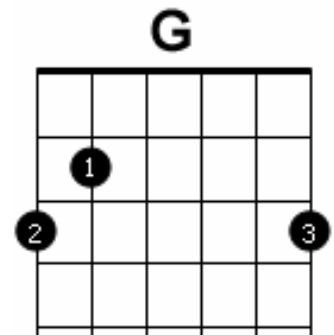
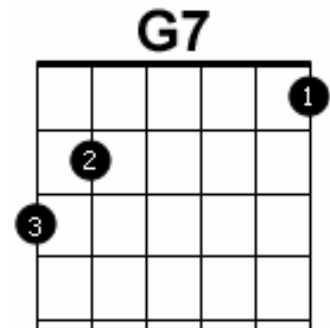
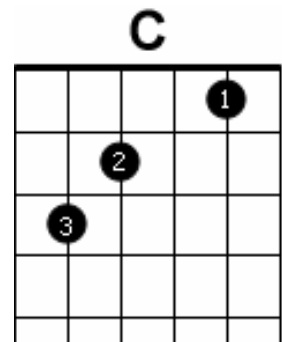
**G7** **C**  
Mama's gonna buy you a dog named Rover.

**C** **G7**  
And if that dog named Rover won't bark.

**G7** **C**  
Mama's gonna to buy you a horse and cart.

**C** **G7**  
And if that horse and cart fall down,

**G7** **C**  
You'll still be the sweetest little baby in town.



# Hush Little Baby

Arrangement by Maggie Moles, Alyssa Alger (Guitar 2)  
& Jo Black (Guitar 1 & Chords) © 2012

## Guitar 1:

Measures 1-4 for Guitar 1. The music is in 4/4 time. Measure 1 (C) has notes G4, A4, B4, C5. Measure 2 (G7) has notes G4, A4, B4, C5. Measure 3 (C) has notes G4, A4, B4, C5. Measure 4 (C) has notes G4, A4, B4, C5. The TAB below shows the fretting: Measure 1: 0 0 0 1; Measure 2: 0 3 3; Measure 3: 0 3 3 3 0; Measure 4: 3 1 1. The piece ends with a double bar line and a repeat sign, marked 8x.

## Strumming Pattern:

Strumming pattern for measures 1-4. Measure 1 (C) has notes G4, A4, B4, C5. Measure 2 (G) has notes G4, A4, B4, C5. Measure 3 (C) has notes G4, A4, B4, C5. Measure 4 (C) has notes G4, A4, B4, C5. The TAB below shows the strumming pattern: Measure 1: Ta Ti Ta Ti Ti Ti; Measure 2: Ta Ti Ta Ti Ti Ti; Measure 3: Ta Ti Ta Ti Ti Ti; Measure 4: Ta Ti Ta Ti Ti Ti. The piece ends with a double bar line and a repeat sign, marked 8x.

## Guitar 2:

Measures 1-4 for Guitar 2. The music is in 4/4 time. Measure 1 (C) has notes G4, A4, B4, C5. Measure 2 (G) has notes G4, A4, B4, C5. Measure 3 (C) has notes G4, A4, B4, C5. Measure 4 (C) has notes G4, A4, B4, C5. The TAB below shows the fretting: Measure 1: 0 0 0 1; Measure 2: 0 3 3 3; Measure 3: 0 0 3 3 3 3 0; Measure 4: 3 1 1 1. The piece ends with a double bar line and a repeat sign, marked 4x.

Measures 5-8 for Guitar 2. The music is in 4/4 time. Measure 5 (G) has notes G4, A4, B4, C5. Measure 6 (G) has notes G4, A4, B4, C5. Measure 7 (C) has notes G4, A4, B4, C5. Measure 8 (C) has notes G4, A4, B4, C5. The TAB below shows the fretting: Measure 5: 0 0 1; Measure 6: 0 3 3; Measure 7: 0 0 3 3 3 3 0; Measure 8: 3 1 1. The piece ends with a double bar line and a repeat sign, marked 4x.